Isolation vorgesetzt

Systemhöhe 2.20 m, Mastabstand 3.50 m

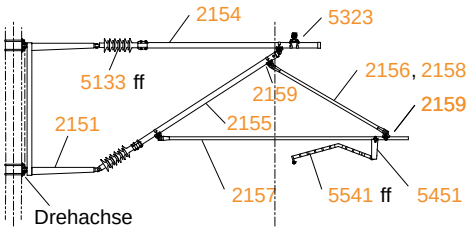

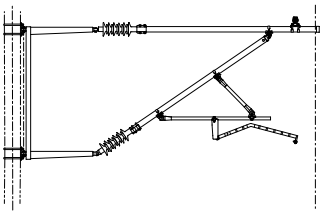

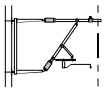

Systemhöhe 1.60 m
Mastabstand 2.80 m

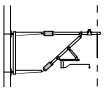

Systemhöhe 1.20 m
Mastabstand 2.80 m

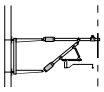

Systemhöhe 1.00 m
Mastabstand 2.50 m

Doppelausleger, Isolation nicht vorgesetzt

Systemhöhe 2.20 m, Mastabstand 3.50 m

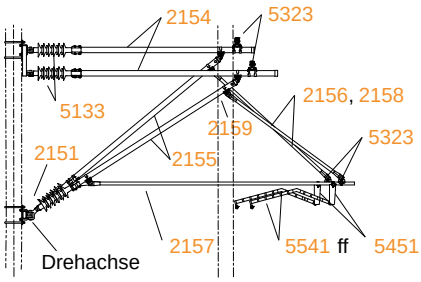

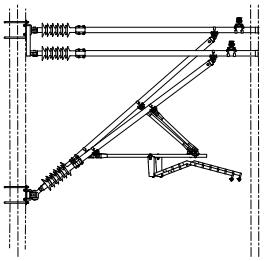

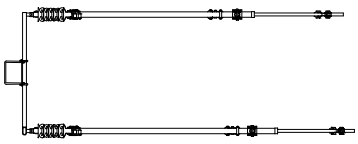

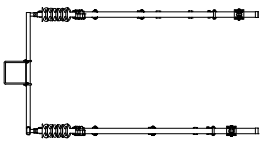

Grundlagen für Auslegergeometrie

Spannung:	☐ 1.5 kV	☐ 11 kV	☐ 15 kV	☐ 20 kV	☐ _____
Zick - Zack:	☐ ±10 cm	☐ ±15 cm	☐ ±20 cm	☐ ±25 cm	☐ ±_____
Ausführung:	☐ Fe rostfrei	☐ Fe FVZ			
Isolation:	☐ nicht vorgesetzt	☐ vorgesetzt			

Systemhöhe:	_____ m	(von 1.00 m bis 2.20 m)	
V max.:	_____ km/h		
Fahrdrahthöhe:	_____ m	(über SOK)	
Fahrdraht (Fa):	_____ mm²	Zug Fa:	_____ kN
Tragseil (Ts):	_____ mm²	Zug Ts:	_____ kN

Radius min:	_____ m	
Überhöhung:	_____ mm	(Schmalspur max. 105 mm / Normalspur 150 mm)
Mastabstand:	_____ m	(von 2.50 m bis 3.50 m)